

# Standard+ | Acadia 138

Polyurethane, R-16  
Steel | Thickness: 1 3/4"

Polyurethane, R-12  
Steel | Thickness: 1 3/4"



Every detail guaranteed™

TRADITIONAL | CONTEMPORARY | CARRIAGE HOUSE

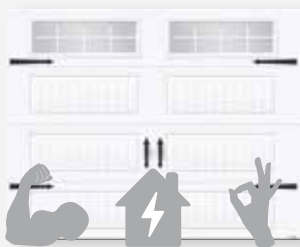


Build your garage door

Visualize your home with a new garage door. Visit [garaga.com/designcentre](https://garaga.com/designcentre) or scan the QR code.



# Why have more than **3.6 million Garaga** **doors** been installed since 1983?



## **Superior performance**

Get a product that exceeds your expectations. Our Standard+ and Acadia 138 garage door models, inspired by Canada's severe weather, are **energy efficient** as they are first and foremost weathertight. They are **strong** and constructed with **long-lasting components**, rigorously selected to give a flawless finish, both up close and at a distance.




## **One of the largest selections in the industry**

With **thousands of possible combinations**, you are sure to find the garage door you are looking for. Select style, color and much more by visiting **garaga.com/designcentre**. There you can create and view online the perfect door to enhance your house and be assured you're making the best decision.



## **A detailed quote for an informed choice**

All the options you want can be **quickly** calculated then presented to you in a **clear, illustrated quotation**. Once your garage door has been chosen, your quotation is automatically transmitted to our factory to be **precisely custom-crafted**.







**IN-GARAGE DELIVERY READY**  
with a reliable Garaga garage door!



Find out the must-haves and the steps to get started. Keep your online deliveries safe, visit [garaga.com/ingaragedelivery](https://garaga.com/ingaragedelivery) or scan the QR code.



# TRADITIONAL

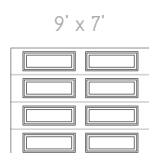
## Standard+ | Acadia 138

Polyurethane, R-16  
Steel | Thickness: 1 3/4"

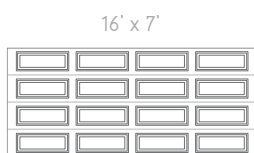
Polyurethane, R-12  
Steel | Thickness: 1 3/8"

### MODEL PATTERNS AND LAYOUTS

**Prestige** (40 1/2" x 15")



Prestige XL




Prestige XL


#### Novatech

Match your Prestige garage door with the Orleans, London or Sydney entry doors from Novatech's Prestige Collection

**Shaker-Flat** (21" x 15" and 40" x 15")



Shaker-Flat CC



Shaker-Flat CC




Shaker-Flat XL




Shaker-Flat XL

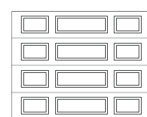
**Classic** (21" x 13" and 40" x 13")



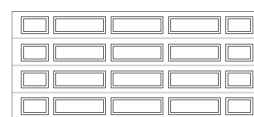
Classic CC



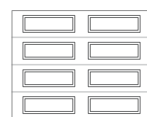
Classic CC



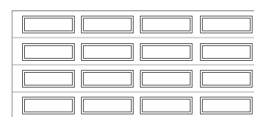
Classic MIX



Classic MIX



Classic XL



Classic XL



Standard+ Shaker-Flat CC, 9' x 7', Ice White

FOR A CONTEMPORARY LOOK,  
ADD A WINDOW LAYOUT



Acadia 138 Classic XL, 9' x 7', Moka Brown, window layout: Left-side Harmony



Window layout





Standard+ Prestige XL, 9' x 8', Moka Brown, Cachet Windows / Coordinated with Orleans entry door with Cachet stained glass from Novatech's Prestige Collection



Standard+ Shaker-Flat XL, 16' x 8', Desert Sand, 4 vertical lite Orion windows



Acadia 138 Classic CC, 9' x 7', Ice White, 4 lite Orion windows

# CONTEMPORARY

## Standard+


Polyurethane, R-16  
Steel | Thickness: 1 3/4"

## Acadia 138

Polyurethane, R-12  
Steel | Thickness: 1 3/8"


### MODEL PATTERNS AND LAYOUTS

Shaker-Modern (40 1/2" x 14")



Shaker-Modern XL Shaker-Modern XL

Vog® (40" x 1 1/4")





Vog Vog

Grooved (1" continuous lines)



Grooved Grooved

Flush



Flush Flush


#### Novatech™

Match your Shaker-Modern garage door with the Soho, Victoria Shaker or Brixton entry doors from Novatech's Shaker Collection

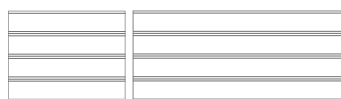
#### Novatech™

Match your Vog garage door with a Vog entry door from Novatech's Design Collection

Moderno (3/8" continuous lines)




Moderno Multi\* Moderno Multi\*



Moderno 2 beads Moderno 2 beads

\* Moderno Multi is not available for R-12 construction.

### ADD A WINDOW LAYOUT



Window layout

Standard+ Moderno Multi, 16' x 8', Chocolate Walnut, window layout: Left-side Harmony





Standard+ Vog, 14' x 8', Chocolate Walnut, window layout: Right-side Harmony



Standard+ Flush, 10' x 7', Charcoal, Masterline windows  
Coordinated with entry door from Novatech with Masterline glass



Standard+ Moderno Multi, 16' x 7', Black, Azur windows  
Coordinated with entry door from Novatech with Azur glass

# CARRIAGE HOUSE

## Standard+

Polyurethane, R-16  
Steel | Thickness: 1 3/4"

## Acadia 138


Polyurethane, R-12  
Steel | Thickness: 1 3/8"

### MODEL PATTERNS AND LAYOUTS


**North Hatley** (19 3/4" x 15" always by pairs and 40 1/2" x 15")



9' x 7'




North Hatley SP




North Hatley LP

16' x 7'



North Hatley SP




North Hatley LP

**Shaker-Flat** (40 1/2" x 15", group of 4 small rectangles)




9' x 7'



Shaker-Flat XS

16' x 7'



Shaker-Flat XS

### DECORATIVE HARDWARE

Handmade wrought iron texture



Lis



Door knockers

Slightly bumpy texture



Standard



Cottage



Standard+ Shaker-Flat XS, 9' x 7', Desert Sand, Clear windows





Standard+ Shaker-Flat XS, 9' x 8', Iron Ore Walnut, Clear windows



Standard+ North Hatley LP, 10' x 7', American Walnut, 4 vertical lite Orion windows



Standard+ North Hatley SP, 8' x 7', Ice White, windows with Richmond Arch Inserts

## WINDOWS (21" x 13" or 40" x 13")<sup>1</sup>



All windows are available



Clear glass, Sandblasted glass, Orion 4 lites, Orion 8 lites, and all Decorative inserts are available

### Stained glass

Privacy Level: **X/5**



Patina coming



Zinc coming



Cachet

### Orion<sup>3</sup>



This window has aluminum grids inserted between the two panes of glass.



4 lites



4 vertical lites



8 lites

<sup>3</sup>For R-12 construction, the colors of grids are only available in White and Claystone.

### Types of glass



Azur



Masterline



Chinchilla



Screen



Pinhead



Soft




Fluid



Glue Chip



Sandblasted



Clear<sup>2</sup>

### Decorative inserts



Decorative inserts are installed on the exterior side of the window (easy to remove).



Stockton



Prairie



Cathedral



Sherwood



Cascade



Waterton



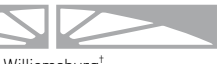
Richmond



Williamsburg<sup>†</sup>



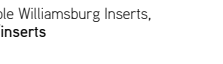
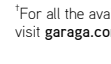
Richmond Arch



Williamsburg<sup>†</sup>



Double Stockton Arch



<sup>†</sup>For all the available Williamsburg Inserts, visit [garaga.com/inserts](http://garaga.com/inserts)

<sup>1</sup>To see what size windows are available, visit [garaga.com/designcentre](http://garaga.com/designcentre)

<sup>2</sup>Clear 40" x 13" thermopane glass is also available with the Low-E Argon energy option



## COORDINATES WITH

**Novatech<sup>®</sup>**

Garaga is proud to collaborate with the entry door manufacturer Novatech so we can offer products that go together perfectly.

See what coordinates with our garage doors and window, visit [garaga.com/novatech](http://garaga.com/novatech) or scan the QR code.



Novatech

## WINDOW LAYOUTS



Left-side Harmony



Outer Harmony

Visit [garaga.com/windowlayouts](http://garaga.com/windowlayouts) to see all the available options or scan the QR code.



Window Layouts



## COLORS

### Standard



Ice White



Desert Sand



Claystone



Dark Sand



Moka Brown<sup>1</sup>

### Premium<sup>2</sup>



Charcoal



Evergreen



Black



American Walnut



Chocolate Walnut



Iron Ore Walnut



Visit [garaga.com/gentek](http://garaga.com/gentek) to see Gentek's equivalent aluminum capping.

<sup>1</sup>Corresponds to GENTEK Commercial Brown #562

<sup>2</sup>Visit [garaga.com/premiumcolors](http://garaga.com/premiumcolors) to learn more about Garaga's Premium colors

## CONSTRUCTIONS

	Prestige XL	Shaker-Flat CC	Shaker-Flat XL	Classic CC	Classic MIX	Classic XL	Shaker-Modern XL	Vog	Moderno Multi	Moderno 2 beads	Grooved	Flush	North Hatley SP	North Hatley LP	Shaker-Flat XS
CONSTRUCTIONS															
	•	•	•	•	•	•	•	•	•	•	•	•	•	•	•
				•	•	•				•	•	•	•	•	
COLORS															
Ice White	•	•	•	•	•	•	•	•	•	•	•	•	•	•	•
Desert Sand	•	•	•	•	•	•	•	•	•	•	•	•	•	•	•
Claystone	•	•	•	•	•	•	•	•	•	•	•	•	•	•	•
Dark Sand	•	•	•	•	•	•	•	•	•	•	•	•	•	•	•
Moka Brown	•	•	•	•	•	•	•	•	•	•	•	•	•	•	•
Charcoal	•	•	•	•	•	•	•	•	•	•	•	•	•	•	•
Evergreen				•	•	•			•	•	•	•	•	•	
Black	•	•	•	•	•	•	•	•	•	•	•	•	•	•	•
American Walnut	•	•	•	•	•	•	•						•	•	•
Chocolate Walnut	•	•	•	•	•	•	•	•	•	•	•	•	•	•	•
Iron Ore Walnut	•	•	•	•	•	•	•	•	•	•	•	•	•	•	•

• = Available colors for • = Available colors for only

## SIZES

Widths from 8' to 18', in 1" increments. Heights from 6'6" to 8', in 3" increments. See your garage door dealer for more details on oversized doors available.

## WARRANTY


Door sections: limited lifetime

Dura+ hardware: 2 years/Value kit: 1 year

Weatherstripping: 1 year

Windows: 10 years against seal defects


1 year for thermal break



2

1

3



## GARAGA CONSTRUCTION MAKES ALL THE DIFFERENCE

3 layers, polyurethane insulation and

- 1 Polyurethane insulation** acts as a thermal break to prevent transfer of cold or heat
- 2 InterLok™ joints** block air infiltration for superior thermal insulation
- 3 Wood end blocks** are one of the most effective thermal breaks




**To save energy**, all components of a garage door must be taken into consideration (joints between sections, weatherstripping, end blocks, etc.) and not just its thermal resistance R-value as that only refers to the construction of the sections.



R-16 and R-12 constructions



In garage door comparison tests, Garaga wins hands down. Watch our 45-second videos at [garaga.com/lab](http://garaga.com/lab) or scan the QR code to learn more about the Garaga construction.



Garaga lab

# TODAY'S LOOK!

SIGNED



**GARAGA®**

**Novatech®**



Standard+ Vog, 10' x 7', Black, window layout: Left-side Harmony / Coordinated with Vog entry door from Novatech

## LiftMaster®

Quiet and reliable garage door openers

### ELITE SERIES®



- Ultra quiet
- Belt or chain drive
- ¾ HP, AC or DC power
- Integrated camera for some models



- Ultra quiet
- Jackshaft
- DC power

### PREMIUM SERIES®




- Quiet
- Belt or chain drive
- ½ HP, AC or DC power

### CONTRACTOR SERIES®



- Quiet
- Belt or chain drive
- ½ HP, AC or DC power



Consult [garaga.com/res-openers](https://garaga.com/res-openers) or scan the QR code to view all available openers and accessories.



US Head Office  
1 844 918-2828  
Ponca City OK

Canadian Head Office  
1 800-464-2724  
St-Georges QC

[info@garaga.com](mailto:info@garaga.com)  
[garaga.com](https://garaga.com)

**YOUR  
GARAGA  
DISTRIBUTOR**



For all technical specifications for the Standard+ I Acadia 138 and the latest updates, visit [www.garaga.com](https://www.garaga.com). Garaga has established continuous improvement programs for all its products. As a result of this ongoing quest, technical specifications for various doors are subject to change without notice. The door colors and the windows shown are as exact as printing techniques will allow. Please request an actual color sample. In addition, the clarity of both the designs and the wood grain of the doors is optimized to provide a photographic rendering. It is therefore not identical to the actual appearance. Trademarks and registered trademarks of Garaga Inc. are denoted by TM, ® and © respectively. © Garaga Inc. 2021 - All rights reserved - Printed in Canada - 95107A/02/2021

logo FSC